

A commitment to excellence within a caring, Christian environment.  
*'I can do all things through Christ who strengthens me' – Philippians 4:13*



Information

Welcome to our Website

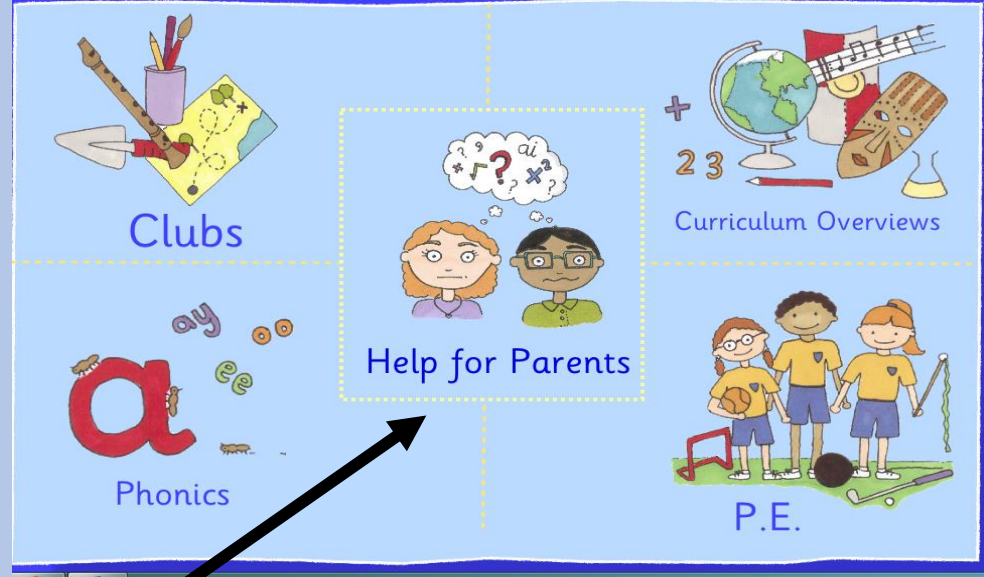
New!

**Hutton All Saints'**  
Church of England Primary School




Hutton All Saints'  
C. of E. Primary School

Curriculum and Clubs



Parents Information on  
our school website



# Curriculum and Clubs



Clubs



Help for Parents



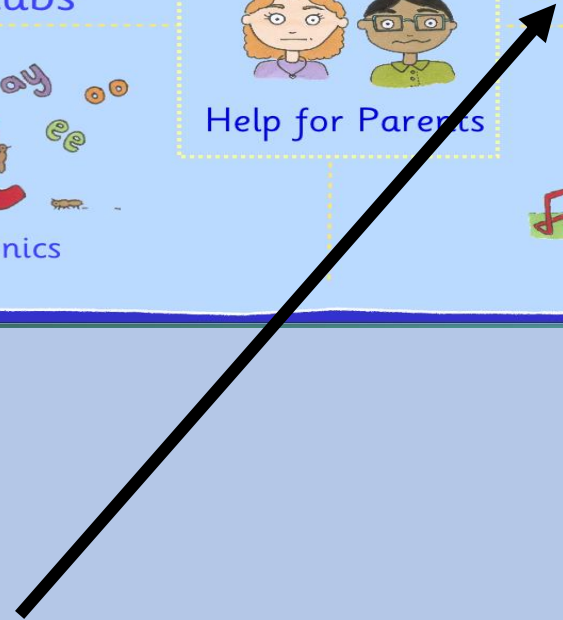
Phonics



Curriculum Overviews



P.E.



# Curriculum Overviews



Hutton All Saints' is committed to meeting the requirements of the national primary curriculum in a way that is memorable, fun and brings learning to life. Therefore, we have a topic based curriculum with each phase covering a certain topic each term; they are mainly based on either a History or Geography subject but can also encompass many of the other foundation subjects. Please see below for each classes Curriculum Overview showing the key learning for the term. We do many other activities which enrich our curriculum and improve the Social, Moral, Spiritual and Cultural development of our pupils. Please visit our Curriculum enrichment page giving more details.

For further guidance and information visit - <https://www.gov.uk/government/collections/national-curriculum>

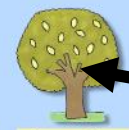
A useful publication for parents, detailing the National Curriculum 2014. [Click here](#)



Apple Class



Pear Class



Lime Class



Cherry Class



Beech Class



Pine Class



Willow Class



Sycamore Class



Curriculum Enrichment


Early Learning Goals    Writing Curriculum Objectives   



Curriculum Overviews  
Curriculum Enrichment-  
SMSC and personal  
development

Check this to see what is happening in Year 2, this term.



The children will be continuing to learn to read and write using the 'Read Write Inc' phonics scheme, moving through the colour groups. In addition to this they will have separate English lessons focussed on writing, where we will continue to improve our handwriting, grammar and punctuation through writing a range of texts. These will include recounts, narratives, information texts, descriptions, poems and instructions.

Please help support the reading by ensuring your child has at least 4 reading opportunities with an adult each week; recording the title and date in the diary as evidence. We will check this progress regularly.

Swimming lessons will take place on a **Monday**, wear your swimming costume under your P.E. kit and make sure you have your swimming bag with you.

In P.E. on a **Tuesday**, we will be improving our gymnastics skills in the hall; please wear your P.E. kit on this day.

Throughout our Topics, 'The Gunpowder Plot' and 'The Great Fire of London', the children will be exploring events from a period in British History, through the use of appropriate questions and vocabulary.

In the second half of term in D.T., we will be exploring textiles by using a running stitch to join fabrics and decorate them. Also we will be undertaking a variety of Christmas crafts.

In Maths we will be looking at:  
Place value and numbers,  
addition and subtraction and  
the properties of 2d and 3d  
shape.

# Lime Class Autumn Term 2023

In Science, for the first half term, we will be learning about everyday materials and their properties. In the second half term we will be learning about the environment and how we can look after our planet by reducing, reusing and recycling.

We will develop our understanding of technology and how it can help us in our everyday lives. We will start to become familiar with the different components of a computer by developing keyboard and mouse skills. We will also consider how to use technology responsibly. Later in the term, we will experiment with tools used for digital photography.

During the first half term, we will be exploring the topic of 'Senses', making music using our voices and classroom instruments and developing our understanding of dynamics, duration, timbre, tempo, pitch and rhythm. After half term, we will create music linked to the 'Great Fire of London', using both Western and graphic notation and interpreting dynamic symbols. Through listening, we will begin to develop our knowledge and understanding of baroque music.

Our school values this term are: **Creativity** and **Peace**.

In RE, we will be asking the question: 'Why do people have different views about the idea of God?' At home you can help by taking time to explore the different views of God from Hindus, Christians, Muslims and Humanists. Discuss with your child some of the similarities and differences helping them to get ready to talk about these in the classroom respectfully with their peers.

In PSHE, we will be exploring ourselves and our relationships, discussing our emotions and the people who are important in our lives. We will also learn about personal safety and how to recognise risks, hazards and dangers, both at home and when out and about.



Year 2  
Curriculum  
overview -  
is updated  
termly, on  
the school's  
website

# Google Classrooms




Google Classroom

- Children have been given log-ins – see back of reading diary.
- We provide regular updates regarding children's learning and pictures of special events.
- Please add comments – we love to read these.
- Children also need to be able to log on to Google Classroom independently.
- It would help us if they could practice typing their user names and passwords independently.

# 4 Reading Books

- **Read Write Inc books** will be largely phonetically decodable books which the children have read and explored during the week. They read this familiar text at home to practise fluency and expression.
- **Book Bag Books** – A phonetically decodable book linked to phonemes learned within their RWI colour group.
- **Have a go Book** - A book sent to challenge children to decode words they know mixed with new sounds not covered yet to 'have a go' at. In some RWI groups this book is usually a longer story encouraging reading stamina and opportunities for comprehension including inferencing.
- **Library books** - it's really important that they have access to higher level books to support a love of books also to aid with inference and vocabulary skills. These are for fun and sharing at home.



# Reading



- The reading records are so we can see what kind of texts the children have been reading at home, they will be mostly filled by parents, teachers have their own records, school staff may also write in their diaries.
- Please sign the diary to show that reading has taken place at home, we recommend at least 3x per week. Diaries are checked regularly in school.
- After reading, talk about what you have read - ask your child questions: some direct retrieval, you can also try some inference and deduction questions.
- Introduce your child to a variety of genres, such as poetry, newspapers, fiction, non-fiction, recipes, instructions, playscripts, onscreen texts, etc.

# Writing





- As writing is linked to speech, please engage your child in conversation, encouraging them to speak clearly and effectively, in simple sentences. Model correct pronunciation back to them.
- Practise handwriting on the lines, keeping letters proportionate in size and with finger spaces. Writing must be clear formed and finger spaces between words.
- Model good pencil grip and good writing posture at a table.
- Help model the difference between capitals and lowercase letters, and when to use them.



# Handwriting

The children write in pencil.  
 We model so that all the letters are sitting on the line.  
 Some are tall and some are long and hang down below the line.




<p>a </p> <p>Around the apple and down the leaf.</p>	<p>b </p> <p>Down the laces to the heel and around the toe.</p>	<p>c </p> <p>Curl around the caterpillar.</p>	<p>d </p> <p>Around the dinosaurs bottom, up his tall neck &amp; down to his toes.</p>	<p>e </p> <p>Lift off the top and scoop out the egg.</p>	<p>f </p> <p>Down the stem and draw the leaves.</p>
<p>g </p> <p>Around the girls face, down her hair and give her a curl.</p>	<p>h </p> <p>Down the head, to his hooves and over his back.</p>	<p>i </p> <p>Down the body and dot for the head.</p>	<p>j </p> <p>Down his body, curl, dot for his head.</p>	<p>k </p> <p>Down the kangaroo's body tail and leg.</p>	<p>l </p> <p>Down the long leg.</p>
<p>m </p> <p>Down Maisie, mountain, mountain.</p>	<p>n </p> <p>Down Nobby and over his net.</p>	<p>o </p> <p>All around the orange.</p>	<p>p </p> <p>Down the pirates plait and around his face.</p>	<p>qu </p> <p>Round her head, up past her earring, down her hair, and flick.</p>	<p>r </p> <p>Down the robots back and curl over his arm.</p>
<p>s </p> <p>Slither down the snake.</p>	<p>t </p> <p>Down the tower, across the tower.</p>	<p>u </p> <p>Down and under, up to the top and draw the puddle.</p>	<p>v </p> <p>Down a wing, up a wing.</p>	<p>w </p> <p>Down, up, down, up.</p>	<p>x </p> <p>Down the arm and leg, repeat the other side.</p>
<p>y </p> <p>Down a horn, up a horn and under head.</p>	<p>z </p> <p>Zig-zag-zig.</p>				

# Maths



- Read and write numbers (in numerals and words) without reversals.
- Order numbers.
- Place value – Knowing tens and ones.
- Practise counting in 2s, 5s & 10s forwards and backwards from any given number.
- Talk about everyday maths such as money, length, capacity, weight and time, using standard measures such as litres, centimetres etc.
- Links to Maths websites, we've used in class are posted onto Google Classroom.

	Week 1	Week 2	Week 3	Week 4	Week 5	Week 6	Week 7	Week 8	Week 9	Week 10	Week 11	Week 12	
Autumn term	Number <b>Place value</b> FREE TRIAL  <a href="#">VIEW</a>				Number <b>Addition and subtraction</b>  <a href="#">VIEW</a>			Geometry <b>Shape</b>  <a href="#">VIEW</a>					
Spring term	Measurement <b>Money</b>  <a href="#">VIEW</a>		Number <b>Multiplication and division</b>   <a href="#">VIEW</a>				Measurement <b>Length and height</b>  <a href="#">VIEW</a>		Measurement <b>Mass, capacity and temperature</b>  <a href="#">VIEW</a>				
Summer term	Number <b>Fractions</b>  <a href="#">VIEW</a>				Measurement <b>Time</b>  <a href="#">VIEW</a>			Statistics  <a href="#">VIEW</a>		Geometry <b>Position and direction</b>  <a href="#">VIEW</a>		Consolidation	






# Assessments


## PSC re-takes

- Phonics Screening Check – June 2024

## Year 2 School Assessments

- June 2024
- 2x reading comprehension papers
- 2x maths (1 arithmetic; 1 reasoning)

river	braft 
diving	thrant 
beehive	sprop 
midnight	strow 



# Reporting



Hutton All Saints' C. of E. Primary School  
Termly Report



Name: Mickey MOUSE      Term: Autumn 2021      Attendance: 100%

	Attainment for this term	Effort and behaviour in class	Reading at home / homework effort	Targets
English – Reading	S	A	A	To use a dictionary effectively to find the meaning of unknown words. Record these words and their definitions in your reading record.
English – Writing (including G.P.S.)	D		U	To independently choose adverbs to describe verbs when writing, e.g. <i>The girl ran quickly down the road.</i>
Mathematics	D			To practise counting to and from 100 in <u>tens</u> – start from a random number, i.e. 93, and try to notice the pattern in the numbers.
Science	S			

Attainment grades: E = working at an emerging level; D = working at a developing level; S = secure level (expected standard); G = working at a greater depth.

Effort and behaviour grades: A = always good; U = usually good; S = sometimes good; R = rarely good.

Interventions your child has received this term:  
Numicon, Nessy spelling and reading program.

Class teacher's signature: \_\_\_\_\_ Pupil's signature: \_\_\_\_\_

Mini reports go out in Autumn and Spring terms.

A full report is sent home at the end of the Summer term.

In addition to this, there are also two parent meetings during the year.

There are termly Workshares to attend too.

# General



- Please name all items of clothing.
- **Monday** is swimming and **Tuesday** is school P.E. lessons therefore P.E. Kits are required on both those days. Please also ensure no earrings are worn to school on these days.
- Help children to pack bags to bring correct equipment to school (reading books, reading records, water bottles should be brought in daily).
- Log illnesses with the Studybugs app please before 8:30am.
- Check bags and emails for letters and return reply slips; encourage children to return them themselves. Forms – can be written on paper, you do not need to print as long as we have the information needed (exception school dinner menu) copies are always in the office. Most payments are on school gateway.
- Read DASH weekly and the school calendar – be prepared for important events.
- Use school website for support & curriculum information.

# General



- Get a good night's sleep and eat healthily.
- Teach your children to use **cutlery properly**.
- Ensure children can fasten / unfasten own shoes, Velcro is speedy and perfect for infants.
- Clubs – external agencies contact directly with queries.

# E-Safety Tips for the home



- Use technology in a high-traffic area of your home.
- Establish limits for which sites and duration.
- Understand the settings and show children how to protect themselves; be familiar with the applications yourself.
- Watch for apps linked to your bank account details.
- Encourage children to report to you with any concerns; refrain from banning them from devices or games as they may not come to you for help in the future.
- These sites provide up to date information on keeping your children safe:

<https://esafetytraining.org/>

<https://www.facebook.com/The2johns/>


# Useful Websites



- <https://www.youtube.com/c/JackHartmann/featured-> Jack Hartmann does good Maths songs
- <https://www.bbc.co.uk/bitesize/primary>
- <https://www.youtube.com/playlist?list=PLDe74j1F52zSCiOMSn3zQDSzgu9TrbQ1c> RWI Parent YouTube channel
- <https://home.oxfordowl.co.uk/learning-at-home-6-7/>
- <https://www.phonicsplay.co.uk/>
- <https://www.topmarks.co.uk/>







Any  
Questions?

