




Welcome!



A commitment to excellence within a caring, Christian environment.  
*'I can do all things through Christ who strengthens me' – Philippians 4:13*





Information

Welcome to our Website

New!

# Hutton All Saints'

Church of England Primary School

Information icons: AS shield, children, IMPORTANT INFO sign, calendar, NEWS newspaper, PTA sign, church, trees.

Hutton All Saints' C. of E. Primary School

## Curriculum and Clubs

Clubs

Curriculum Overviews

Help for Parents

P.E.







Hutton All Saints' C of E Primary School

## Curriculum and Clubs

Clubs

Phonics

Help for Parents

Curriculum Overviews

P.E.

Curriculum Overviews  
Curriculum Enrichment-  
SMSC and personal development

Hutton All Saints' C of E Primary School

## Curriculum Overviews

Hutton All Saints' is committed to meeting the requirements of the national primary curriculum in a way that is memorable, fun and brings learning to life. Therefore, we have a topic based curriculum with each phase covering a certain topic each term; they are mainly based on either a History or Geography subject but can also encompass many of the other foundation subjects. Please see below for each class's Curriculum Overview showing the key learning for the term. We do many other activities which enrich our curriculum and improve the Social, Moral, Spiritual and Cultural development of our pupils. Please visit our Curriculum enrichment page giving more details.  
For further guidance and information visit - [www.huttonas.co.uk/curriculum-overviews/](http://www.huttonas.co.uk/curriculum-overviews/)  
A useful publication for parents detailing the National Curriculum 2014 - [www.gov.uk/government/uploads/system/uploads/attachment\\_data/file/292222/nc2014.pdf](http://www.gov.uk/government/uploads/system/uploads/attachment_data/file/292222/nc2014.pdf)

Apple Class Pear Class Lime Class Cherry Class

Beech Class Pine Class Willow Class Sycamore Class

Curriculum Enrichment

Early Learning Goals Writing Curriculum Objectives







In Maths we will be looking at:

Place value (within 10), addition and subtraction (within 10) and shape.

In Science, for the first half term, we will be learning about everyday materials and their properties. In the second half term, we will be learning about seasonal changes in Autumn and Winter.

The children will be continuing to learn to read and write using the 'Read Write Inc' phonics scheme, moving through the colour groups. In addition to this they will have separate English lessons focussed on reading and writing, where we will continue to improve our handwriting, reading comprehension, grammar and punctuation skills.

Please help support the reading by ensuring your child has at least 4 reading opportunities with an adult each week; recording the title and date in the diary as evidence. We will check this progress regularly.

Throughout our Topics, 'The Gunpowder Plot' and 'The Great Fire of London', the children will be exploring events from a period in British History, through the use of appropriate questions and vocabulary.

In DT, we will be exploring textiles by using a running stitch to join fabrics and decorate them.



# Pear Class Autumn Term 2023

We will develop our understanding of technology and how it can help us in our everyday lives. We will start to become familiar with the different components of a computer by developing keyboard and mouse skills. We will also consider how to use technology responsibly. Later in the term, we will experiment with tools used for digital painting/ photography.

During the first half term, we will be exploring the topic of 'Senses', exploring music using our voices and classroom instruments and developing our understanding of dynamics, duration, timbre, tempo, pitch and rhythm. After half term, we will create music linked to the 'Great Fire of London', using both Western and graphic notation and interpreting dynamic symbols. Through listening, we will begin to develop our knowledge and understanding of baroque music.

On **Tuesdays**, children will learn and improve their Gymnastic skills.

On **Wednesdays**, children will be developing their fundamental and ball skills.

Our values this term are **Creativity** and **Peace**.

In RE, for the first half term, we will be exploring the question 'Who made the world?'. In the second half term, we will be discussing the question, 'What do religious people say God is like?'

In PSHE, we will be learning about "Myself and My Relationships" and thinking about friendships and how to be a good friend. We will also discuss bullying and building positive and safe relationships.



## On Tonight's Menu...



- Support with phonics and reading
- Support with maths
- General support
- Assessments in Infants



# Meet the team



Miss Brooks – Class Teacher

Mrs Nott

LSA team

Mr Bough

Mrs Mason

Miss Claydon

Mrs White

Mrs Woolley

Mrs Spearman



# Reading



- Reading is a key focus in Year 1, and your child's reading skills are developed through a combination of daily phonics sessions and reading time with adults in school.
- Complete reading records so we can see what the children have been doing at home. Read at least 3 times a week at home.
- Introduce your child to a variety of genres, such as poetry, newspapers, fiction, non-fiction, etc.
- Talk about what you have read - ask your child questions: retrieval, inference, opinion.
- Oxford Owl online – free e-books at their own RWI level.





# Reading Books



- Reading books are changed every Friday in your child's Read Write Inc group.
- **Read Write Inc** books will be largely phonetically decodable books which the children have read and explored during the week. They read at home to practise fluency and expression.
- **Read Write Inc Book Bag Books** give extra practice of the sounds they have been learning in their group.
- **Library books** - it's really important that they have access to higher level books to support love of books and to aid with inference and vocabulary skills. These are for sharing at home.





**Read Write Inc.**

**Phonics**



# In the sun

**Set 3 Story 3**

**ff nn sh ll ck**



Story by Gill Munton

Illustrated by Tim Archbold

Series developed by Ruth Miskin

**OXFORD**



# Speed Sounds

**Consonants** *Ask children to say the sounds.*

f	l	m	n	r	s	v	z	sh	th	ng
ff	ll		nn	rr	ss	ve	zz			nk
	le		kn				s			

b	c	d	g	h	j	p	qu	t	w	x	y	ch
bb	k	dd	gg			pp		tt	wh			tch
	ck											

*Each box contains one sound but sometimes more than one grapheme.  
Focus graphemes for this story are **circled**.*



# Story Green Words

Ask children to read the words first in Fred Talk and then say the word.



flag jam frock blob stuff rug mug

Mr Punch

Ask children to say the syllables and then read the whole word.

buck|et funny| lolly| com|ic

Ask children to read the root first and then the whole word with the suffix.

shell → shells    crisp → crisps  
splash → splashing    shrimp → shrimps  
crab → crabs    smell → smells

# Red Words

Ask children to practise reading the words across the rows, down the columns and in and out of order clearly and quickly.



my	of	the	your
all	call	want	no
we	her	he	to
I've	are	said	go



# Questions to talk about

Ask children to TTYP for each question using 'Fastest finger' (FF) or 'Have a think' (HaT).

- p.8** (FF) How does Meg describe the sand?
- p.9** (FF) What can Meg smell?
- p.10** (FF) What does she eat while she reads her comic in the sun?
- p.11** (HaT) Who is Mr Punch?
- p.12** (FF) What does Meg do to Dad and Mum?
- p.13** (FF) How do we know Meg enjoyed her day?



# Speedy Green Words

Ask children to practise reading the words across the rows, down the columns and in and out of order clearly and quickly.



sun

soft

sun

soft

hand

rock

Dad

Mum

his

lot

with

from

pink

rock

shop

red



# Writing



- As writing is linked to speech, please engage your child in conversation, encouraging them to speak clearly and effectively, in simple sentences.
- Model correct pronunciation back to them.
- Practise handwriting on the lines, keeping letters proportionate in size and with finger spaces.
- Correct pencil grip.
- Ensure letters are formed correctly using correct handwriting style.
- Help model the difference between capitals and lowercase letters, and when to use them.





<b>Autumn term</b>	<p>Number</p> <p><b>Place value</b> (within 10)</p> <p>VIEW</p>	<p>Number</p> <p><b>Addition and subtraction</b> (within 10)</p> <p>VIEW</p>	<p>Geometry Shape</p> <p>VIEW</p>	<p>Consolidation</p>
--------------------	---	--	---------------------------------------	----------------------

<b>Spring term</b>	<p>Number</p> <p><b>Place value</b> (within 20)</p> <p>VIEW</p>	<p>Number</p> <p><b>Addition and subtraction</b> (within 20)</p> <p>VIEW</p>	<p>Number</p> <p><b>Place value</b> (within 50)</p> <p>VIEW</p>	<p>Measurement</p> <p><b>Length and height</b></p> <p>VIEW</p>	<p>Measurement</p> <p><b>Mass and volume</b></p> <p>VIEW</p>
--------------------	---	--	---	--	--

<b>Summer term</b>	<p>Number</p> <p><b>Multiplication and division</b></p> <p>VIEW</p>	<p>Number</p> <p><b>Fractions</b></p> <p>VIEW</p>	<p>Geometry Position and direction</p> <p>VIEW</p>	<p>Number</p> <p><b>Place value</b> (within 100)</p> <p>VIEW</p>	<p>Measurement Money</p> <p>VIEW</p>	<p>Measurement</p> <p><b>Time</b></p> <p>VIEW</p>	<p>Consolidation</p>
--------------------	---	---	--	--	--	---	----------------------

# General



- Label clothing.
- Check bags and emails for letters and return reply slips please; encourage children to return them themselves.
- Read DASH and school calendar – be prepared for important events.
- See website for support & curriculum information.
- Help children to pack bags to bring correct equipment to school (reading books, reading records, water bottles).
- Get a good night's sleep and eat healthily.
- Teach your children to use **cutlery properly**.
- Ensure children can fasten / unfasten own shoes, coats and take jumpers on and off.





# Google Classrooms

- Children have been given log-ins on the back of their diaries.
- Regular updates regarding children's learning and pictures of special events will be put on our page.
- <https://classroom.google.com/u/1/>



Google Classroom

# Reports



## Hutton All Saints' C. of E. Primary School Termly Report



Name: Mickey MOUSE      Term: Autumn 2021      Attendance: 100%

	Attainment for this term	Effort and behaviour in class	Reading at home / homework effort	Targets
English – Reading	S	A	A	To use a dictionary effectively to find the meaning of unknown words. Record these words and their definitions in your reading record.
English – Writing (including G.P.S.)	D		U	To independently choose adverbs to describe verbs when writing, e.g. <i>The girl ran <b>quickly</b> down the road.</i>
Mathematics	D			To practise counting to and from 100 in <b>teens</b> – start from a random number, i.e. 93, and try to notice the pattern in the numbers.
Science	S			

Attainment grades: E = working at an emerging level; D = working at a developing level; S = secure level (expected standard); G = working at a greater depth.

Effort and behaviour grades: A = always good; U = usually good; S = sometimes good; R = rarely good.

**Interventions your child has received this term:**

**Numicon, Nessy spelling and reading program.**

Class teacher's signature: \_\_\_\_\_ Pupil's signature: \_\_\_\_\_

# The ZONES of Regulation

			
<p><b>Blue Zone</b></p> <p>Sad Bored Tired Sick</p>	<p><b>Green Zone</b></p> <p>Happy Focused Calm Proud</p>	<p><b>Yellow Zone</b></p> <p>Worried Frustrated Silly Excited</p>	<p><b>Red Zone</b></p> <p>overjoyed/Elated Panicked Angry Terrified</p>





# Websites





- [https://www.youtube.com/channel/UC\\_qs3c0ehDvZkbiEbOj6Drg](https://www.youtube.com/channel/UC_qs3c0ehDvZkbiEbOj6Drg) - Alphablocks channel
- <https://www.youtube.com/channel/UCPlwvN0w4qFSP1FlALB92w> - Numberblocks channel
- <https://www.youtube.com/c/JackHartmann/featured> - Jack Hartmann does good Maths songs
- <https://www.bbc.co.uk/bitesize/primary>
- <https://www.youtube.com/playlist?list=PLDe74j1F52zSCiOMSn3zQDSzgu9TrbQ1c> – RWI or parents channel
- [https://www.oxfordowl.co.uk/user/sign\\_up.html](https://www.oxfordowl.co.uk/user/sign_up.html) - Free online OUP books
- <https://www.phonicsplay.co.uk/>
- <http://www.snappymaths.com/>
- <https://www.topmarks.co.uk/>



# Phonics Screening Check



- Children in Year 1 throughout the country will all be taking part in a phonics screening check during the same week in June.
- Each child will sit one-to-one with a teacher and read each word aloud.
- There will be 40 words to read. 20 are real words and the other 20 are 'alien' words.

river	braft 
diving	thrant 
beehive	sprop 
midnight	strow 




# E-Safety Tips for the home



Click for more  
tips

- Use technology in a high-traffic area of your home.
- Establish limits for which sites and duration.
- Understand the settings and show children how to protect themselves; be familiar with the applications yourself.
- Watch for apps linked to your bank account details.
- Encourage children to report to you with any concerns; refrain from banning them from devices or games as they may not come to you for help in the future.
- These sites provide up to date information on keeping your children safe:
- <https://esafetytraining.org/>
- <https://www.facebook.com/The2johns/>





Any Questions?

